

# Triangular Open Box ( Stand )

Creator : Manohar Gadgil, India.

Diagrams : Milind Oka, India.

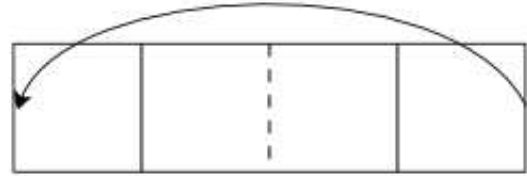
Level : Low - Intermediate.

1



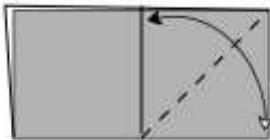
Use 1:4 rectangular paper strip.

2



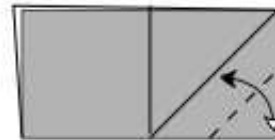
Fold in half.

3



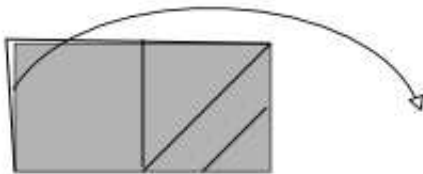
Fold and unfold.

4



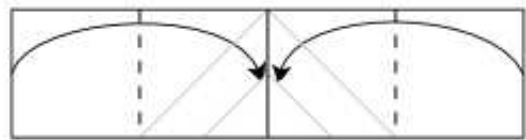
Fold and unfold.

5



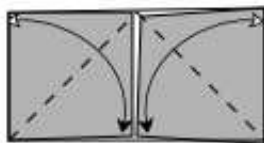
Unfold.

6



Fold two sides up to centre.

7



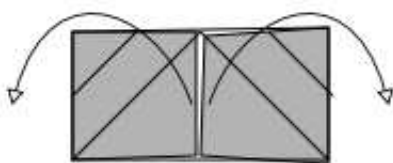
Fold and unfold.

8



Fold and unfold.

9



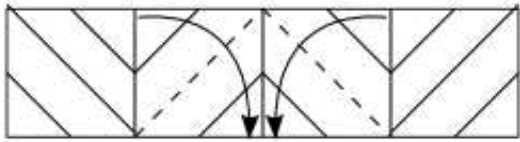
Unfold.

10



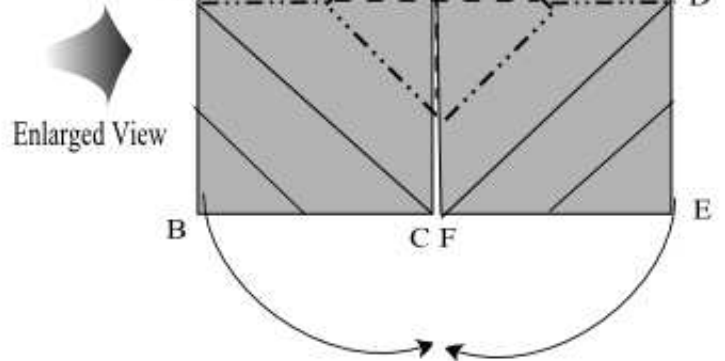
Fold and unfold.

11



Vally Fold.

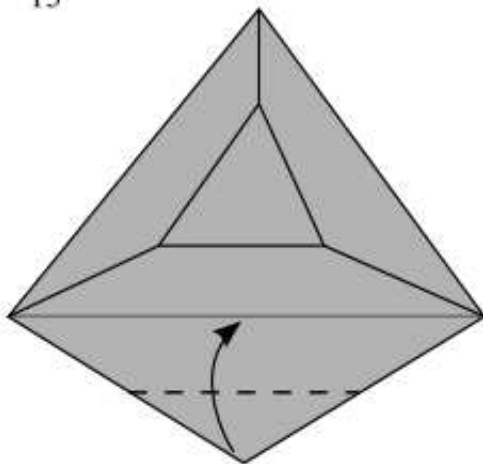
12



Enlarged View

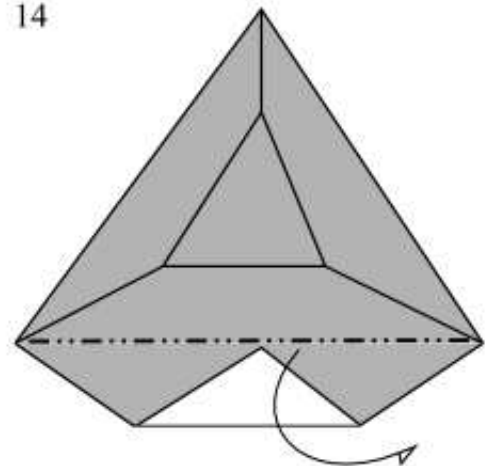
Slide the flaps and overlap the two triangles ABC and DEF while sinking the central square so that B = E.

13



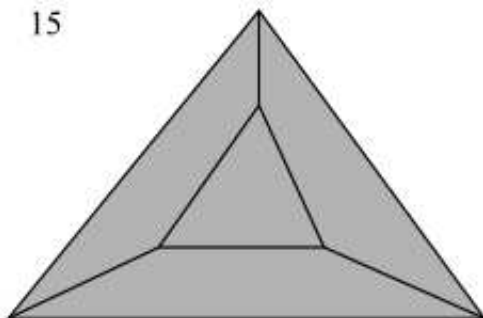
Vally Fold.

14



Fold backwards and lock the model. Let the vally fold in step 13 open slightly to lie on the pyramid inside the model.

15



Completed Triangular Box.