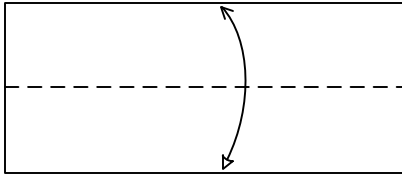


Dollar Hammerhead Shark

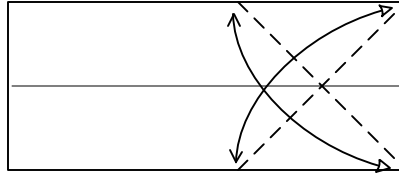
Designed by: Won Park
 Diagrammed by: Márcio Noguchi

1



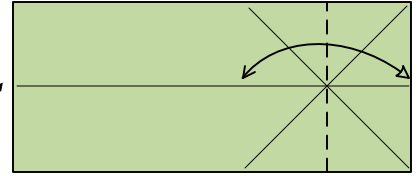
Fold in half. Unfold.

2



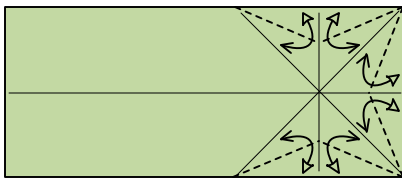
Fold the short edge along the long one. Unfold. Turn over.

3



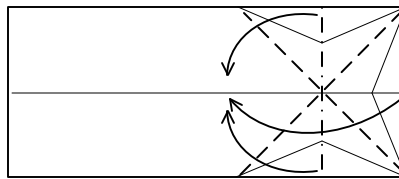
Valley fold on the intersection. Unfold.

4



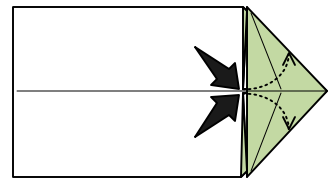
Crease the angle bisector by aligning the edge to the line. Turn over.

5



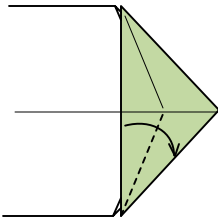
Collapse the waterbomb base.

6



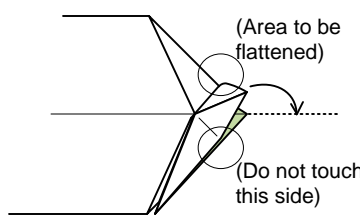
Inside reverse fold the inner flaps using existing creases.

7



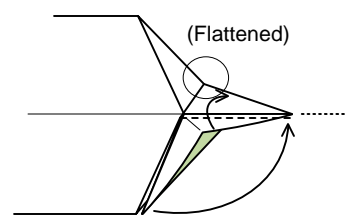
Valley fold using existing crease. The model will not lie flat.

8



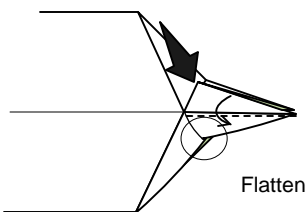
Align the tip along the center line, and flatten the area indicated with new creases. The model still does not lie flat completely.

9



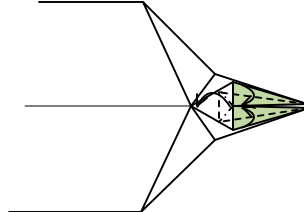
Move the paper to the opposite side, and align the remaining flat to the tip.

10



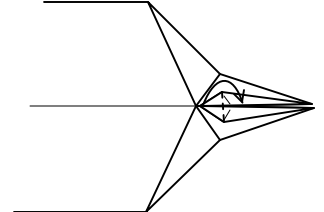
Flatten the area indicated. The model should now lie flat. Open squash fold.

11



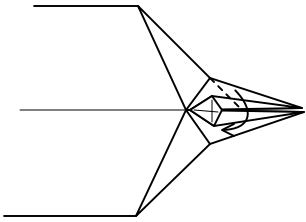
Petal fold.

12



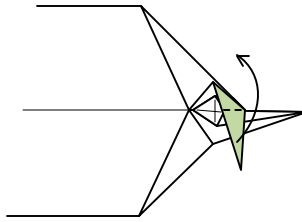
Valley fold the tip of the small triangle forward.

13



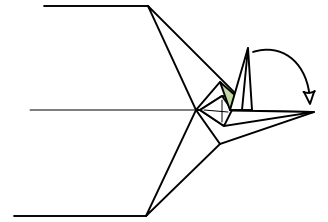
Fold along the folded edge on the back.

14



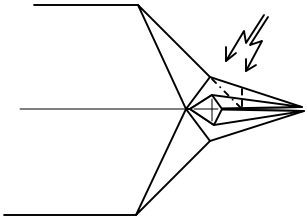
Fold along the center line.

15



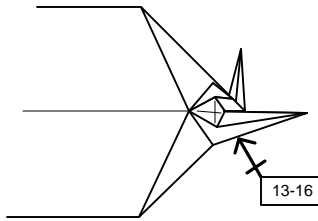
Unfold the two last steps.

16



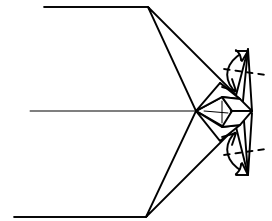
Revert the creases created on steps 14 and 15 on the top layer from mountain to valley and vice-versa, and crimp fold it inside.

17



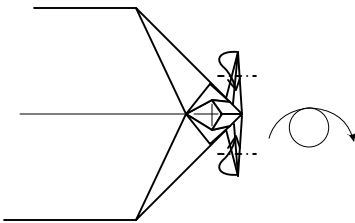
Repeat steps 13 to 16 on the other side.

18



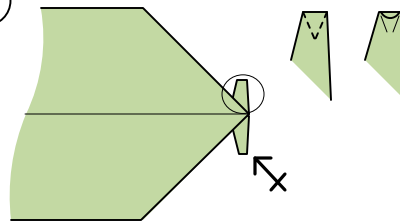
Fold the tip to the end of the edge. Unfold.

19



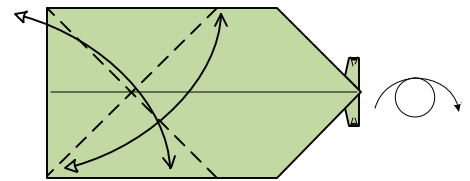
Inside reverse fold the tip, using the previously made creases. Turn over.

20



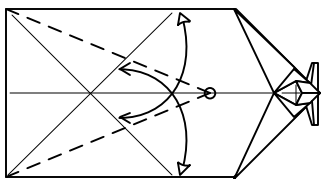
Round the top layer of the head to create the eyes. Repeat on the other side. This is very small, so use tweezers.

21

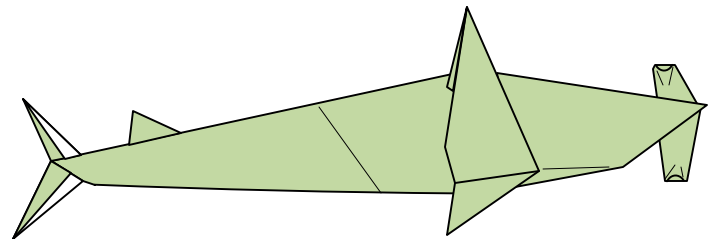


Fold the short edge along the long one. Unfold. Turn over.

22



Fold the crease created on the previous step and crease only up to the center line. Unfold. Continue from step 8 of Dollar Shark.



Dollar Hammerhead Shark complete